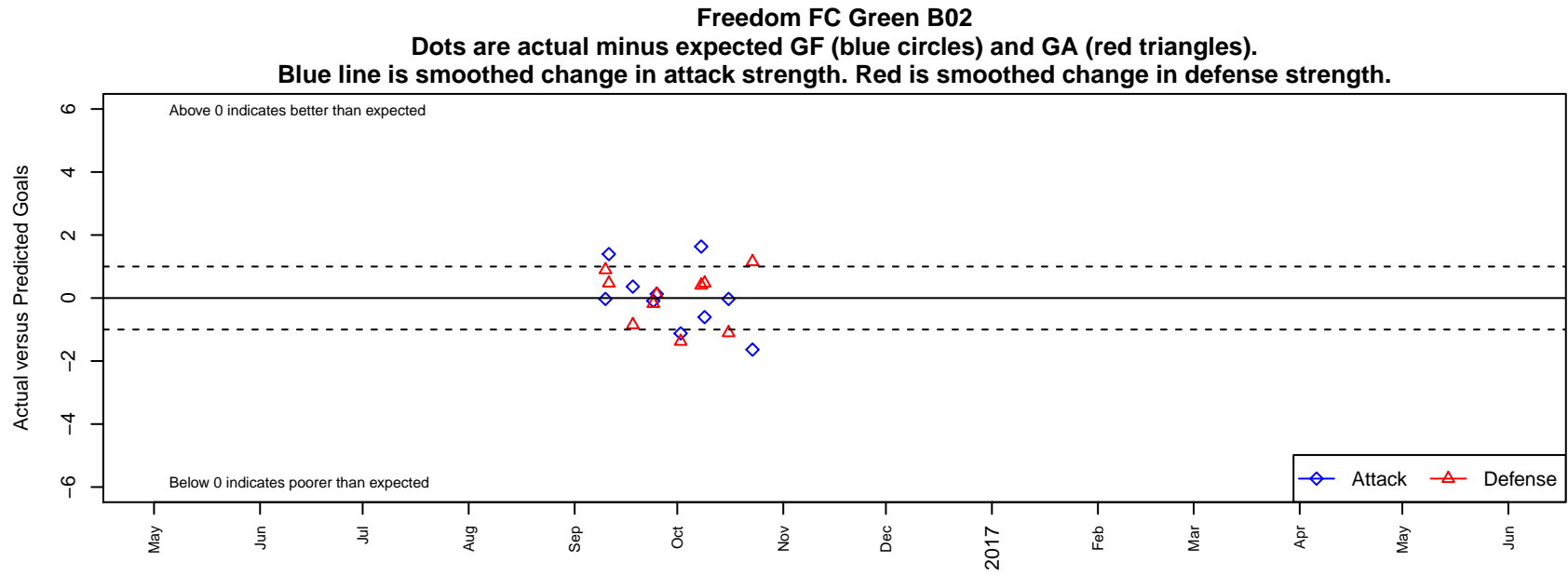


Freedom FC Green B02

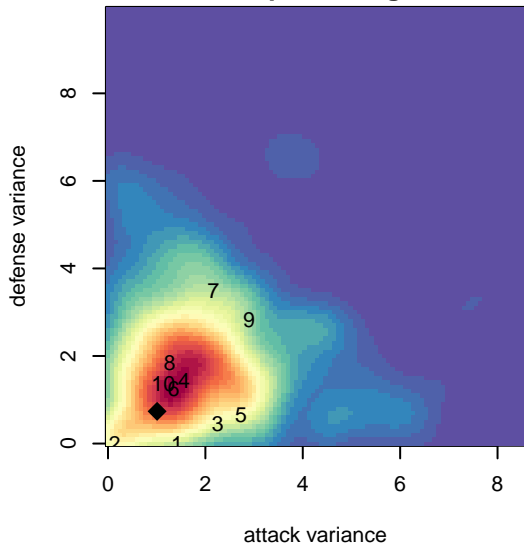
, CAS
B02 total strength=1420
attack=9.85 defense=7.47
fall league = SCDL FI1 U15

alt names used:
Freedom FC B-02 Green

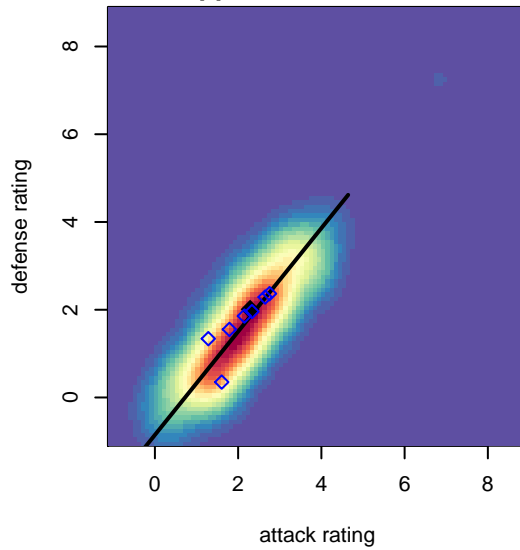
Venues played:
2016 SCDL FI1 U15



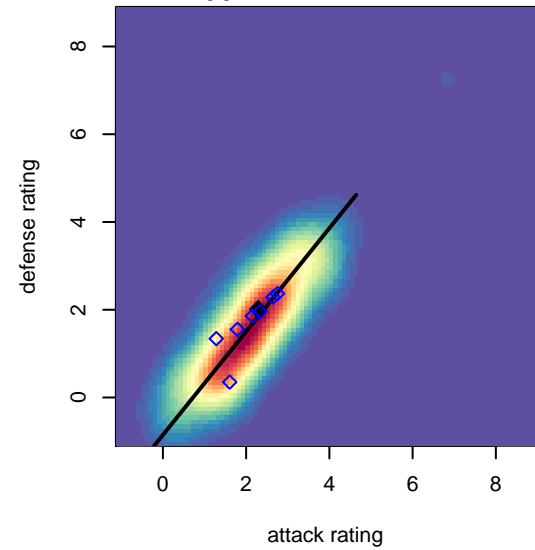
**attack and defense variance (black dot)
relative to other teams
and top 10 in region**



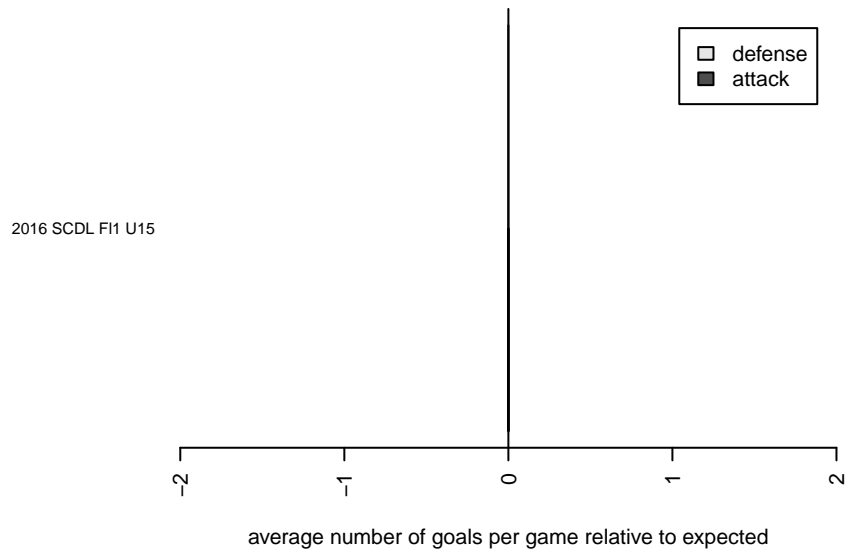
**attack and defense rating
relative to others at age
and all opponents in last 13 months**



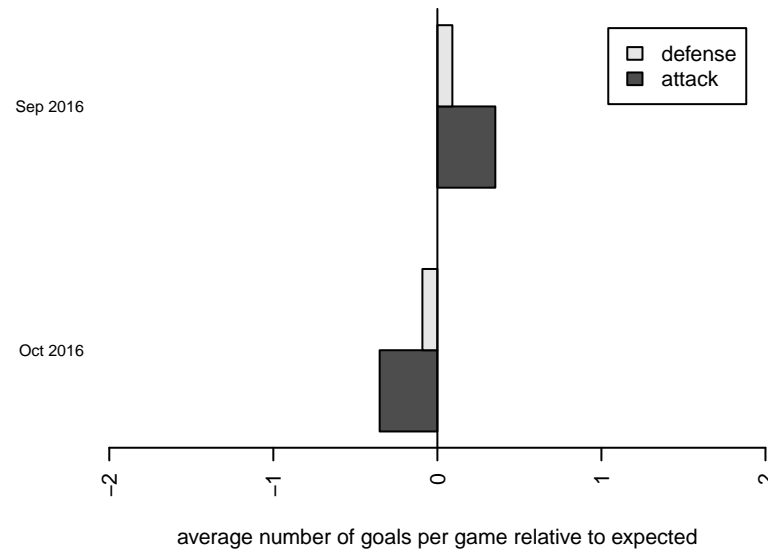
**attack and defense rating
relative to others at age
and all opponents in last 13 months**



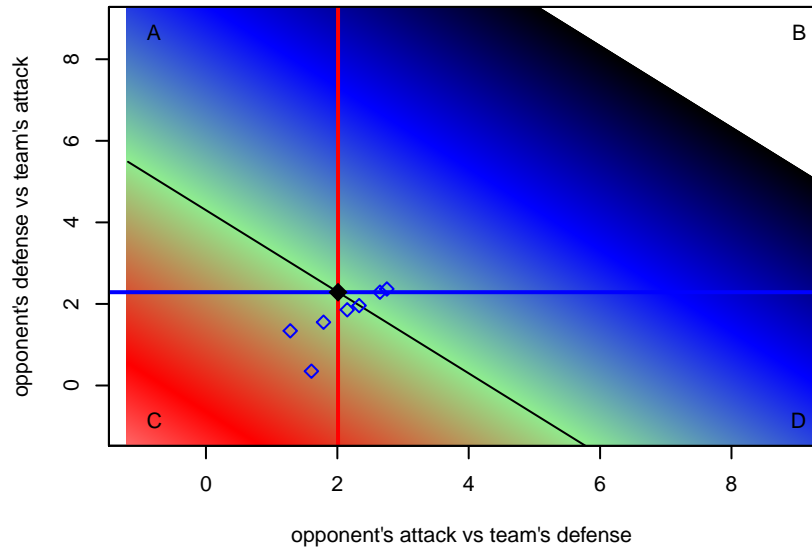
Performance relative to 13 month average



Performance relative to 13 month average



Distribution of opponents
 Red = Lose zone, Blue = Win zone, Green = Even
 Black line separates win/lose zones



lot. A=Neither has attack advantage, B=Opponent has both attack and defense advantage, C=Opponent has both attack and defense disadvantage, D=Both have

date	home		away		venue	pred.home	pred.away
2016-10-23	TFA FC Los Angeles B02	0	Freedom FC Green B02	0	2016 SCDL FI1 U15	1.15	1.64
2016-10-16	Freedom FC Green B02	1	Freedom FC Blue B02	3	2016 SCDL FI1 U15	1.03	1.89
2016-10-09	Pacific Coast SC Blue B02	0	Freedom FC Green B02	2	2016 SCDL FI1 U15	0.47	2.61
2016-10-08	Pateadores Riverside B02	1	Freedom FC Green B02	3	2016 SCDL FI1 U15	1.41	1.37
2016-10-02	Freedom FC Green B02	6	CZ Elite Cherif B02	2	2016 SCDL FI1 U15	7.12	0.62
2016-09-25	Freedom FC Green B02	1	CZ Elite B02	2	2016 SCDL FI1 U15	0.87	2.12
2016-09-24	Pateadores Riverside Blue B02	1	Freedom FC Green B02	2	2016 SCDL FI1 U15	0.82	2.09
2016-09-18	Freedom FC Green B02	2	TFA FC Los Angeles B02	2	2016 SCDL FI1 U15	1.64	1.15
2016-09-11	Freedom FC Green B02	4	Pacific Coast SC Blue B02	0	2016 SCDL FI1 U15	2.61	0.47
2016-09-10	Freedom FC Blue B02	1	Freedom FC Green B02	1	2016 SCDL FI1 U15	1.89	1.03